

Scaled data based on original data using  
LM-79-08 Approved Method: Electrical and Photometric Measurements of Solid-  
State Lighting Products

Test Report Prepared for  
Cooper Lighting Solutions  
(formerly Eaton)

Brand: McGRAW-EDISON

Report Number: P386278

Luminaire Tested: **GWC-SA1D-830-U-SLL-HSS**

Issue Date: 3/3/2020

**Test Information**

Test Method: LM-79-08  
Report Number: P386278  
TEST IS SCALED FROM IESNA LM-79-08 TEST DATA (G2-1903-205-27)  
Test Lab: INNOVATION CENTER  
Issue Date: 3/3/2020  
Manufacturer: COOPER LIGHTING SOLUTIONS (FORMERLY EATON)  
Product Line: MCGRAW-EDISON  
Catalog Number: GWC-SA1D-830-U-SLL-HSS  
Description: GALLEON WALL LUMINAIRE  
(1) 80 CRI, 3000K, 1200mA LIGHTSQUARE WITH 16 LEDS AND SPILL LIGHT  
ELIMINATOR LEFT OPTICS WITH HOUSE SIDE SHIELD  
Light Source: -  
Ballast/Driver: ELECTRONIC DRIVER

**Summary**

Lumens per Lamp: N/A  
Luminaire Lumens: 4882 lumens  
Efficiency: N/A  
Efficacy: 74.0 lumens/watt  
Luminous Opening: Rectangular (W 0.5' x L: 0.5' x H: 0')  
IES Classification: Type III - Medium  
BUG Rating: B1 - U0 - G1

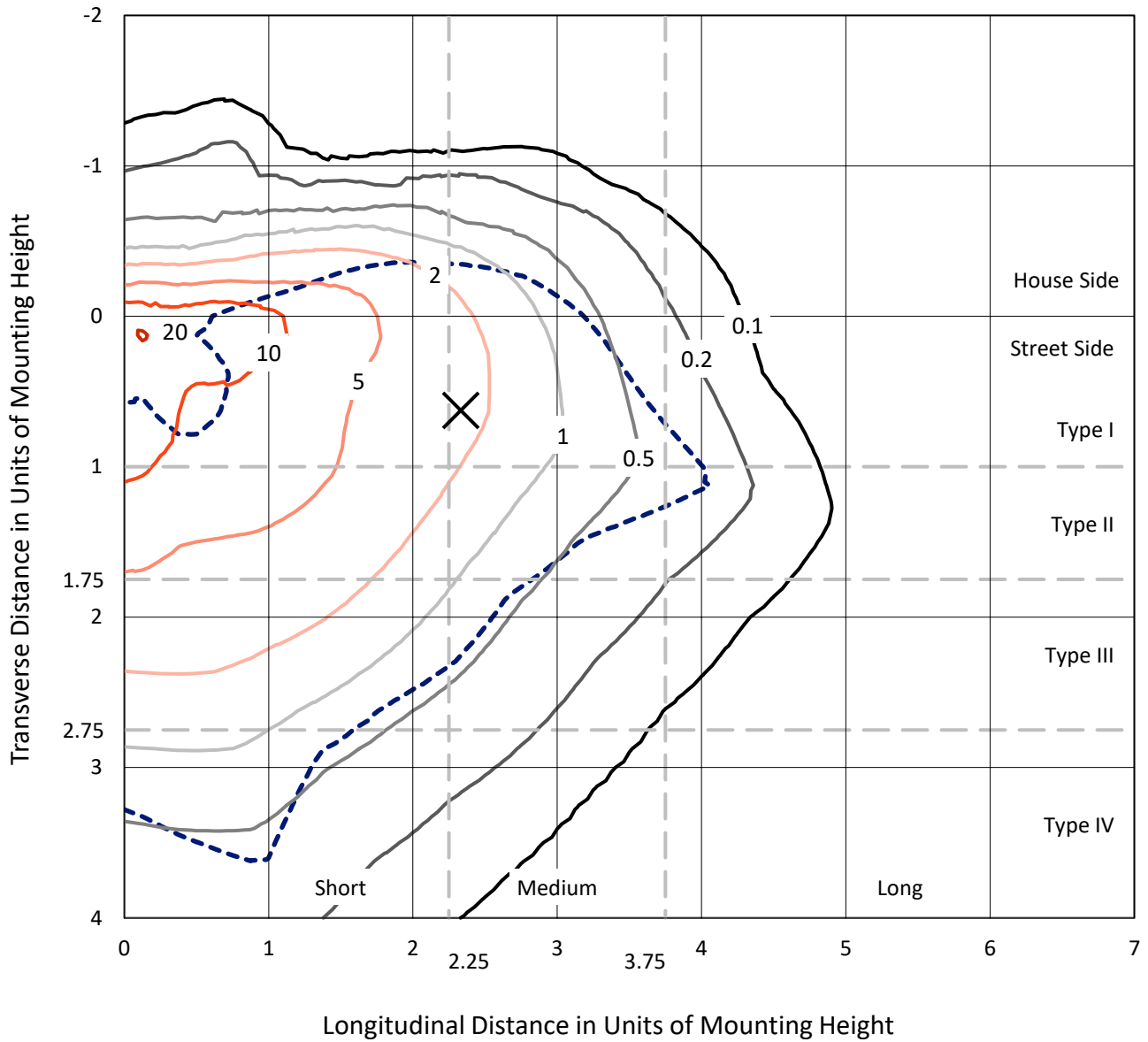
Input Watts (W): 66  
Input Voltage (V): NR  
Input Current (Ain): NR  
Voltage Rise (V): NR  
Power Factor: NR  
Total Harmonic Distortion (THDi): NR  
Frequency (hertz): 60  
Stabilization Time: NR  
Operation Time: NR  
Ambient Temperature (°C): NR  
Test Distance: 24 FT



REPORT NUMBER: P386278  
 CATALOG NUMBER: GWC-SA1D-830-U-SLL-HSS

### Iso-Footcandle Lines of Horizontal Illumination

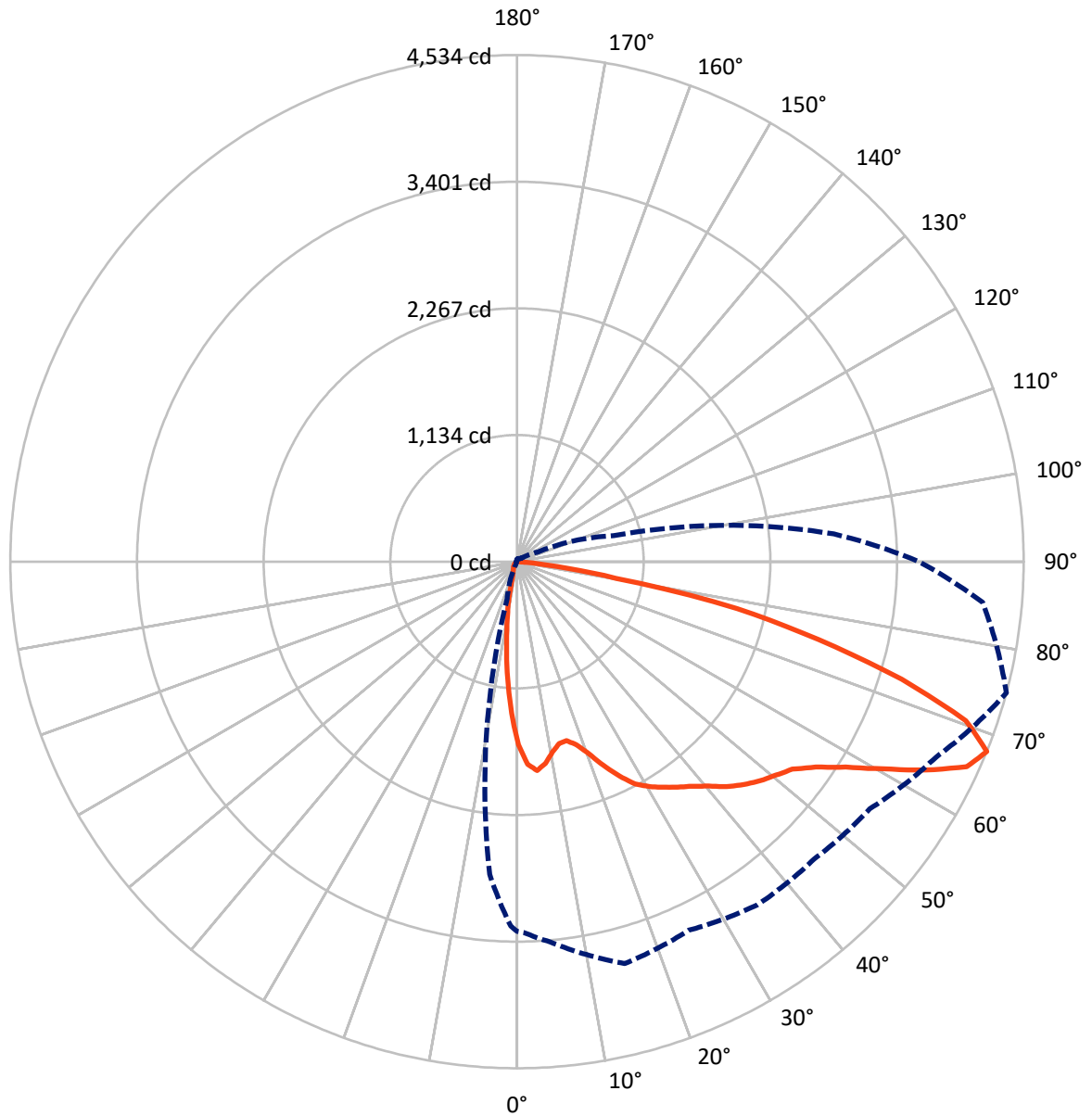
✕ Max cd  
 - - - 1/2 Max cd



Based on 10 foot mounting height. Maximum calculated value = 21.2 fc  
 Type III - Medium - N/A

REPORT NUMBER: P386278  
CATALOG NUMBER: GWC-SA1D-830-U-SLL-HSS

### Luminous Intensity Polar Plot



— Vertical Plane Through 75-Deg Lateral    - - - Horizontal Cone Through 67.5-Deg Vertical

REPORT NUMBER: P386278

CATALOG NUMBER: GWC-SA1D-830-U-SLL-HSS

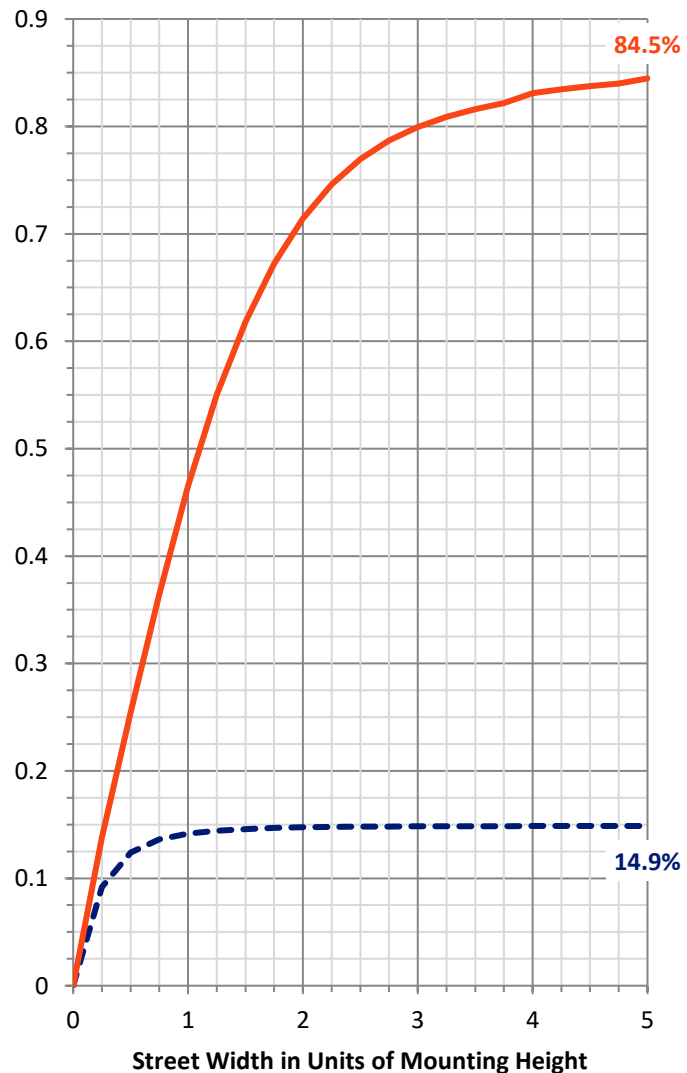
**FLUX DISTRIBUTION:**

		Downward	Upward	Total
<b>House Side</b>	Lumens	732.6	0.0	732.6
	% Fixture	15.0	0.0	15.0
<b>Street Side</b>	Lumens	4149.4	0.0	4149.4
	% Fixture	85.0	0.0	85.0
<b>Total</b>	Lumens	4882.0	0.0	4882.0
	% Fixture	100.0	0.0	100.0

**ZONAL LUMENS:**

Zone	Lumens	% Fixture
0°-10°	124.2	2.5
10°-20°	244.6	5.0
20°-30°	346.1	7.1
30°-40°	508.8	10.4
40°-50°	731.4	15.0
50°-60°	1029.5	21.1
60°-70°	1202.4	24.6
70°-80°	613.4	12.6
80°-90°	81.5	1.7
90°-100°	0.0	0.0
100°-110°	0.0	0.0
110°-120°	0.0	0.0
120°-130°	0.0	0.0
130°-140°	0.0	0.0
140°-150°	0.0	0.0
150°-160°	0.0	0.0
160°-170°	0.0	0.0
170°-180°	0.0	0.0
0°-90°	4882.0	100.0
0°-180°	4882.0	100.0

**Coefficient of Utilization**



REPORT NUMBER: P386278

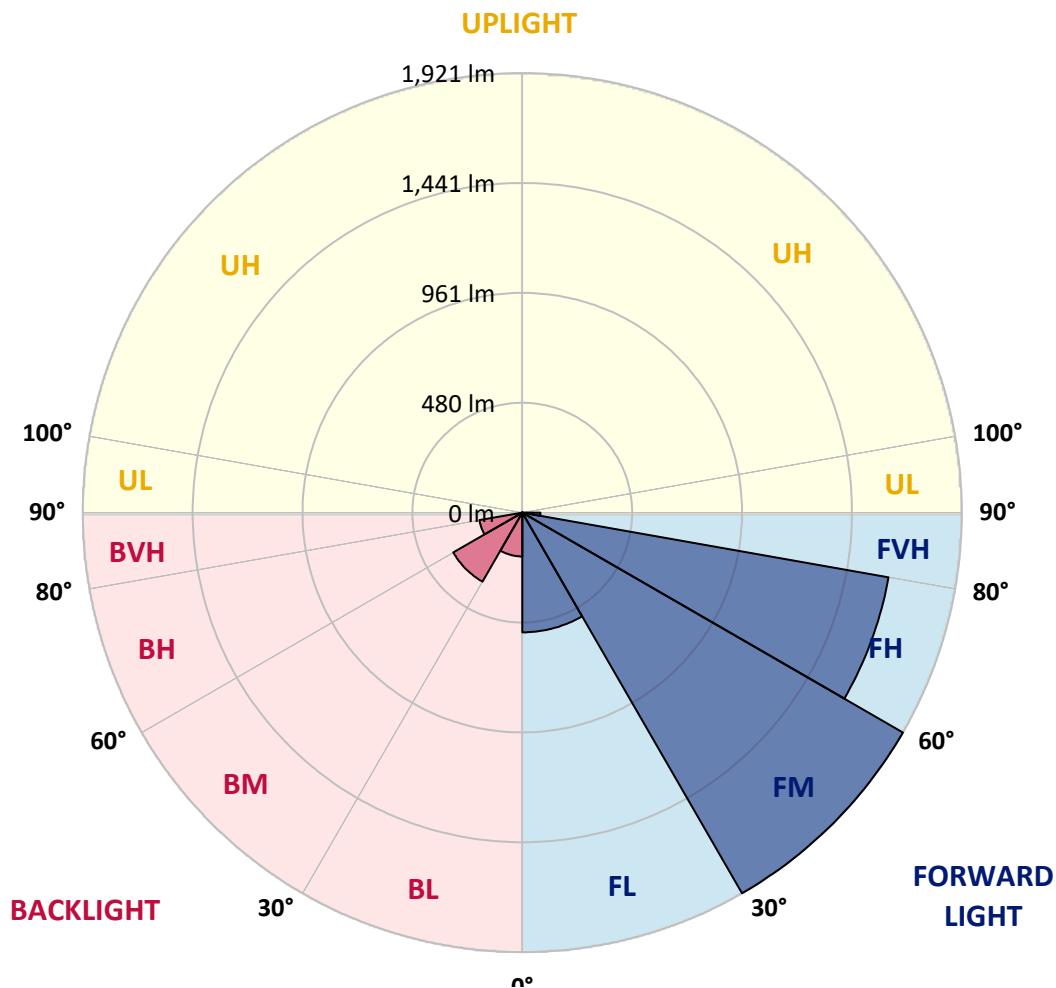
CATALOG NUMBER: GWC-SA1D-830-U-SLL-HSS

**LUMINAIRE CLASSIFICATION SYSTEM LUMEN TABLE AND BUG RATING:**

Zone	Lumens	% Fixture	Zone Rating/Lumen Limit		
			B	U	G
FL (0°-30°)	523.3	10.7			
FM (30°-60°)	1921.5	39.4			
FH (60°-80°)	1625.6	33.3			G1/1800
FVH (80°-90°)	79.0	1.6			G1/100
BL (0°-30°)	191.6	3.9	B1/500		
BM (30°-60°)	348.3	7.1	B1/1000		
BH (60°-80°)	190.3	3.9	B1/500		G1/500
BVH (80°-90°)	2.5	0.1			G0/10
UL (90°-100°)	0.0	0.0		U0/0	
UH (100°-180°)	0.0	0.0		U0/0	

**BUG Rating: B1-U0-G1**

Type III Medium





REPORT NUMBER: P386278

CATALOG NUMBER: GWC-SA1D-830-U-SLL-HSS

**CANDELA DISTRIBUTION (FULL):**

	0°	1°	5°	15°	25°	35°	45°	55°	65°	75°	85°
0°	1637.8	1637.8	1637.8	1637.8	1637.8	1637.8	1637.8	1637.8	1637.8	1637.8	1637.8
2.5°	1775.4	1778.2	1792.5	1825.8	1862.2	1864.9	1889.4	1864.2	1855.7	1815.0	1772.9
5°	1788.8	1799.5	1848.7	1946.6	2031.4	2058.7	2078.2	2028.7	1976.6	1877.2	1771.0
7.5°	1680.8	1698.7	1776.1	1959.8	2111.5	2178.5	2191.2	2113.8	1986.3	1822.6	1663.0
10°	1542.5	1562.9	1656.3	1882.0	2090.4	2205.4	2222.9	2121.4	1938.2	1734.3	1546.2
12.5°	1430.6	1454.4	1549.9	1794.6	2018.0	2145.2	2179.9	2095.7	1896.6	1671.6	1466.5
15°	1379.0	1406.3	1506.7	1738.2	1937.8	2037.9	2066.6	2030.3	1873.5	1661.6	1448.0
17.5°	1408.6	1438.2	1541.9	1743.1	1862.4	1905.2	1928.3	1943.1	1873.5	1721.5	1502.1
20°	1530.1	1562.0	1671.6	1792.3	1799.9	1784.0	1808.7	1860.8	1895.2	1835.3	1632.0
22.5°	1698.0	1735.4	1859.1	1876.7	1769.4	1709.1	1712.3	1793.9	1934.8	1979.6	1812.4
25°	1902.6	1948.4	2074.2	2002.5	1782.1	1664.4	1663.3	1738.9	1973.4	2124.2	2013.4
27.5°	2105.9	2156.3	2266.9	2156.1	1834.6	1656.3	1654.0	1722.2	2011.1	2252.8	2232.9
30°	2276.4	2325.4	2420.7	2267.3	1891.3	1675.3	1664.2	1740.0	2033.5	2336.3	2392.9
32.5°	2415.1	2454.4	2531.4	2343.9	1951.9	1712.1	1688.0	1787.7	2071.7	2406.8	2540.0
35°	2567.7	2609.1	2639.9	2416.7	2019.9	1765.0	1730.6	1863.3	2130.4	2478.5	2701.2
37.5°	2741.9	2783.1	2779.4	2483.3	2106.1	1852.7	1830.7	1983.1	2221.8	2549.5	2881.1
40°	2912.3	2954.4	2924.4	2556.2	2207.4	1997.2	1981.0	2163.0	2344.1	2640.4	3092.0
42.5°	3071.9	3117.5	3053.2	2625.1	2328.2	2179.5	2207.2	2394.8	2497.2	2752.3	3273.8
45°	3200.5	3247.0	3161.2	2692.2	2455.4	2400.5	2484.0	2651.5	2681.3	2846.9	3396.6
47.5°	3293.9	3337.9	3236.1	2759.2	2618.2	2670.9	2816.4	2920.7	2847.6	2929.0	3483.8
50°	3353.6	3387.8	3258.1	2843.2	2831.9	2986.3	3162.6	3213.4	3004.1	3003.0	3589.7
52.5°	3391.5	3407.0	3274.3	2930.8	3054.8	3329.8	3501.6	3517.6	3165.3	3084.4	3732.4
55°	3522.2	3534.7	3389.0	3037.0	3239.1	3630.6	3808.3	3793.5	3347.8	3243.7	3900.8
57.5°	3745.1	3758.3	3626.0	3189.6	3388.3	3816.6	4030.5	4057.1	3561.7	3467.6	4081.2
60°	3857.1	3881.6	3834.4	3383.0	3532.8	3935.5	4182.0	4266.9	3829.1	3762.7	4256.0
62.5°	3755.5	3791.1	3859.6	3597.3	3676.4	4000.9	4229.2	4342.0	4102.9	4106.6	4363.8
65°	3552.9	3581.4	3697.5	3714.8	3759.7	3992.8	4112.6	4237.0	4270.6	4422.5	4358.0
67.5°	3308.3	3318.9	3417.4	3724.1	3639.0	3749.5	3762.5	3854.5	4138.0	4534.4	4182.9
70°	2956.0	2961.8	3047.9	3414.4	3127.2	3151.5	3132.3	3151.0	3557.6	4261.8	3741.0
72.5°	2379.0	2393.6	2515.9	2835.6	2278.2	2208.1	2358.9	2350.6	2739.8	3600.6	2778.4
75°	1751.6	1776.8	1961.6	2284.0	1599.0	1446.3	1556.4	1585.8	1947.7	2785.1	1737.5
77.5°	1226.4	1245.1	1424.1	1679.0	1157.3	1034.2	994.4	1029.4	1285.6	2014.8	875.3
80°	706.5	713.5	827.7	969.5	779.8	892.2	808.3	832.3	770.3	896.4	376.5
82.5°	462.3	463.5	508.1	577.0	485.7	564.3	417.7	534.0	473.9	360.1	122.6
85°	249.8	251.2	294.6	409.6	275.0	155.4	91.4	187.6	293.0	82.6	33.5
87.5°	27.5	25.2	88.8	148.9	76.3	14.1	4.9	21.0	46.9	5.3	0.0
90°	0.0	0.0	0.0	0.0	0.0	0.0	0.0	0.0	0.0	0.0	0.0



REPORT NUMBER: P386278  
 CATALOG NUMBER: GWC-SA1D-830-U-SLL-HSS

**CANDELA DISTRIBUTION (continued):**

	90°	95°	105°	115°	125°	135°	145°	155°	165°	175°	180°
0°	1637.8	1637.8	1637.8	1637.8	1637.8	1637.8	1637.8	1637.8	1637.8	1637.8	1637.8
2.5°	1751.4	1732.2	1684.3	1633.7	1593.0	1554.8	1516.4	1469.5	1433.2	1425.8	1413.7
5°	1713.9	1653.1	1552.7	1451.9	1370.7	1268.3	1203.3	1152.6	1103.1	1100.1	1090.2
7.5°	1583.0	1503.0	1361.7	1222.2	1108.0	1010.4	911.9	846.0	794.2	775.9	765.0
10°	1457.2	1367.2	1190.8	1031.7	929.7	843.4	774.0	705.1	642.7	599.7	580.2
12.5°	1369.3	1269.9	1075.4	938.2	865.2	783.3	698.7	612.6	540.7	488.9	457.2
15°	1335.3	1229.2	1036.8	901.2	811.1	707.4	599.2	500.9	421.1	374.2	345.7
17.5°	1375.8	1252.3	1033.8	856.1	730.1	601.3	481.7	365.6	290.5	254.9	236.6
20°	1478.5	1325.8	1032.6	800.9	633.9	475.5	326.3	240.5	195.0	175.1	166.5
22.5°	1623.7	1419.7	1041.9	746.3	533.8	339.7	225.3	176.7	153.3	142.7	137.8
25°	1810.6	1551.6	1068.0	696.8	439.6	253.5	175.5	148.0	131.6	123.3	119.8
27.5°	2009.7	1703.3	1108.7	653.8	363.1	202.1	150.3	126.7	114.9	109.2	105.9
30°	2173.9	1879.0	1149.9	605.9	307.6	176.2	137.6	115.6	102.0	98.3	95.3
32.5°	2317.5	2012.0	1179.0	562.7	271.3	156.6	124.4	103.4	94.1	87.0	83.7
35°	2466.2	2122.8	1178.1	532.4	246.3	141.8	113.3	92.5	81.4	73.1	70.5
37.5°	2627.2	2247.9	1158.0	506.5	235.4	130.0	107.1	86.7	75.6	67.3	64.1
40°	2815.7	2379.3	1137.4	482.2	232.4	120.5	102.7	82.1	70.3	62.2	59.0
42.5°	2999.3	2497.7	1119.3	464.2	219.5	120.3	98.8	78.6	66.1	58.3	54.6
45°	3146.1	2608.0	1115.9	453.3	205.8	124.4	96.7	76.3	62.9	55.0	51.6
47.5°	3268.3	2727.8	1138.1	445.7	192.9	113.6	101.8	74.7	59.9	52.3	48.3
50°	3413.5	2874.9	1190.3	433.2	179.2	102.2	116.6	75.2	57.4	49.5	45.3
52.5°	3616.1	3078.4	1267.1	412.1	160.5	91.8	114.7	75.6	54.6	46.5	42.3
55°	3843.2	3332.5	1349.7	377.2	134.4	78.2	98.3	72.4	49.3	43.2	39.3
57.5°	4081.8	3563.1	1398.7	335.6	106.8	67.5	78.6	65.9	43.5	38.9	36.3
60°	4119.3	3650.8	1376.3	284.5	84.9	58.7	58.3	67.1	38.9	34.2	32.4
62.5°	4026.1	3540.7	1267.8	238.9	71.0	51.6	47.9	58.5	35.2	30.5	28.7
65°	3846.9	3243.0	1092.0	215.3	65.9	44.2	39.8	41.2	30.8	26.6	25.0
67.5°	3597.6	2845.7	896.6	201.9	65.2	37.9	34.0	31.2	26.6	23.1	21.7
70°	3087.9	2370.7	715.3	194.5	63.4	31.9	28.7	25.4	22.2	19.7	18.5
72.5°	2272.7	1679.9	556.4	186.4	63.8	25.4	25.0	21.0	17.8	15.3	14.8
75°	1313.1	959.8	364.9	151.0	60.8	19.7	20.8	14.8	12.5	10.6	10.6
77.5°	699.8	585.3	139.0	62.9	22.2	12.5	11.8	8.8	7.9	6.5	6.2
80°	305.0	257.6	41.9	17.6	12.3	6.7	4.4	3.9	3.5	2.8	2.5
82.5°	108.0	93.2	13.6	8.6	5.3	0.0	0.0	0.0	0.0	0.0	0.0
85°	24.5	17.6	0.0	2.1	0.0	0.0	0.0	0.0	0.0	0.0	0.0
87.5°	0.0	0.0	0.0	0.0	0.0	0.0	0.0	0.0	0.0	0.0	0.0
90°	0.0	0.0	0.0	0.0	0.0	0.0	0.0	0.0	0.0	0.0	0.0





REPORT NUMBER: P386278  
 CATALOG NUMBER: GWC-SA1D-830-U-SLL-HSS

**CANDELA DISTRIBUTION (continued):**

	185°	195°	205°	215°	225°	235°	245°	255°	265°	270°	275°
0°	1637.8	1637.8	1637.8	1637.8	1637.8	1637.8	1637.8	1637.8	1637.8	1637.8	1637.8
2.5°	1389.2	1384.1	1354.1	1355.2	1360.5	1368.2	1350.1	1358.5	1380.9	1402.4	1410.5
5°	1074.2	1075.4	1057.1	1068.5	1078.6	1085.6	1056.4	1056.9	1074.7	1099.0	1111.7
7.5°	756.9	755.1	756.0	783.1	802.3	788.4	799.3	761.6	763.9	781.2	768.3
10°	562.7	537.2	522.9	543.2	564.3	556.7	537.9	525.7	534.2	553.4	552.0
12.5°	442.2	405.6	384.1	369.6	386.9	372.6	372.1	361.5	349.9	352.0	382.7
15°	332.6	306.0	280.5	257.2	256.7	251.8	227.1	199.4	197.0	198.4	214.4
17.5°	228.7	219.7	209.3	189.2	183.9	163.5	139.5	128.4	122.8	125.3	130.7
20°	160.7	157.3	158.4	147.5	139.9	120.5	106.4	102.0	101.1	103.6	106.2
22.5°	133.2	127.0	126.3	121.4	113.8	99.7	92.0	89.5	88.3	90.7	92.5
25°	116.6	110.3	107.8	104.8	96.7	87.0	82.3	80.0	78.9	80.2	81.4
27.5°	102.7	96.9	94.6	92.5	84.6	77.7	74.0	71.9	71.0	71.5	72.6
30°	92.3	87.2	84.2	81.6	74.9	70.1	66.8	64.8	63.8	63.8	65.0
32.5°	81.4	78.6	75.9	72.6	66.4	63.1	59.9	57.6	56.7	56.9	57.8
35°	67.8	66.8	67.5	64.5	59.2	56.4	53.2	50.6	50.0	50.2	51.1
37.5°	60.1	56.0	58.5	56.9	53.9	50.2	46.0	43.7	42.6	43.2	43.7
40°	55.3	50.2	48.3	50.0	49.5	43.5	39.8	37.5	36.5	36.8	37.2
42.5°	51.1	45.1	40.9	40.7	43.5	37.9	34.0	31.9	30.8	30.8	31.2
45°	47.2	40.7	35.6	31.7	36.5	32.1	28.4	26.6	25.2	25.2	25.4
47.5°	44.2	37.0	31.0	25.9	27.5	26.4	23.4	21.5	20.1	20.1	20.4
50°	41.4	33.3	26.8	21.7	20.6	21.7	19.0	16.9	16.0	15.7	16.2
52.5°	38.4	29.6	22.9	18.5	16.2	16.4	14.8	13.4	12.3	12.3	12.7
55°	35.4	26.6	19.9	15.7	13.4	12.3	11.8	10.9	9.9	9.9	10.4
57.5°	32.4	23.4	16.9	13.0	10.6	9.7	9.7	9.0	8.3	8.3	8.8
60°	29.6	20.1	13.9	10.6	8.3	8.1	8.3	7.6	7.2	7.2	7.6
62.5°	26.4	17.1	11.3	8.8	6.7	6.5	7.2	6.7	6.2	6.2	6.7
65°	22.4	14.6	9.0	6.7	5.1	5.1	6.0	5.6	5.1	5.1	5.6
67.5°	19.0	12.3	6.9	4.9	3.7	3.9	5.1	4.6	4.4	4.4	4.9
70°	15.7	9.5	4.9	3.0	2.1	3.0	3.9	3.9	3.9	3.9	4.4
72.5°	11.8	6.5	2.8	1.2	0.9	2.1	3.2	3.7	3.5	3.5	4.2
75°	7.6	3.7	0.9	0.0	0.0	1.2	2.5	3.0	3.0	2.8	3.5
77.5°	4.4	1.2	0.0	0.0	0.0	0.0	1.6	1.4	1.2	0.9	1.6
80°	1.2	0.0	0.0	0.0	0.0	0.0	0.0	0.0	0.0	0.0	0.0
82.5°	0.0	0.0	0.0	0.0	0.0	0.0	0.0	0.0	0.0	0.0	0.0
85°	0.0	0.0	0.0	0.0	0.0	0.0	0.0	0.0	0.0	0.0	0.0
87.5°	0.0	0.0	0.0	0.0	0.0	0.0	0.0	0.0	0.0	0.0	0.0
90°	0.0	0.0	0.0	0.0	0.0	0.0	0.0	0.0	0.0	0.0	0.0



REPORT NUMBER: P386278  
 CATALOG NUMBER: GWC-SA1D-830-U-SLL-HSS

**CANDELA DISTRIBUTION (continued):**

	285°	295°	305°	315°	325°	335°	345°	355°	359°	360°
0°	1637.8	1637.8	1637.8	1637.8	1637.8	1637.8	1637.8	1637.8	1637.8	1637.8
2.5°	1443.1	1470.4	1508.8	1549.5	1612.2	1661.9	1710.7	1752.5	1768.7	1775.4
5°	1142.2	1182.2	1238.4	1310.6	1423.7	1525.4	1628.6	1732.4	1777.5	1788.8
7.5°	819.6	870.7	942.2	1032.6	1165.1	1296.9	1441.0	1593.4	1663.3	1680.8
10°	606.6	669.1	750.9	846.2	972.7	1108.2	1265.3	1439.4	1519.2	1542.5
12.5°	430.4	514.8	624.4	740.3	849.9	970.9	1129.7	1321.7	1405.4	1430.6
15°	252.8	334.4	464.2	619.3	759.7	882.3	1043.7	1261.3	1353.6	1379.0
17.5°	145.0	185.7	283.8	456.8	647.3	817.1	1016.6	1276.4	1385.1	1408.6
20°	110.8	123.7	163.5	294.2	516.0	753.0	1016.6	1361.5	1495.4	1530.1
22.5°	96.9	106.4	122.6	175.5	379.7	684.3	1028.4	1484.5	1659.6	1698.0
25°	86.0	94.6	108.5	132.1	259.0	602.7	1056.4	1635.5	1852.9	1902.6
27.5°	77.0	85.1	97.6	115.6	177.1	504.2	1094.1	1812.7	2066.1	2105.9
30°	68.9	76.5	87.9	100.6	136.7	392.5	1126.3	1979.6	2233.6	2276.4
32.5°	61.3	68.2	78.4	87.9	111.9	290.2	1129.7	2111.9	2372.6	2415.1
35°	54.1	60.4	69.6	77.0	92.7	229.2	1075.9	2226.6	2511.6	2567.7
37.5°	47.2	53.2	61.3	66.8	81.6	186.9	993.5	2354.5	2689.9	2741.9
40°	40.7	46.0	54.3	58.0	77.2	143.6	904.0	2488.7	2864.7	2912.3
42.5°	34.7	39.8	47.9	55.0	67.8	107.3	807.4	2614.5	3022.0	3071.9
45°	28.9	34.2	42.3	58.3	56.2	80.2	704.0	2698.0	3146.1	3200.5
47.5°	23.4	29.4	40.5	55.5	44.9	59.0	622.1	2777.0	3240.3	3293.9
50°	18.7	24.7	45.6	49.5	36.8	45.1	587.9	2847.8	3302.0	3353.6
52.5°	15.3	20.8	43.0	37.9	30.8	37.2	606.4	2962.5	3359.1	3391.5
55°	12.7	16.4	25.9	26.4	26.1	31.7	629.3	3127.2	3506.9	3522.2
57.5°	11.1	13.2	18.0	20.4	22.0	28.2	629.7	3363.5	3735.6	3745.1
60°	9.5	11.6	15.0	16.4	19.0	25.2	606.8	3446.1	3825.6	3857.1
62.5°	8.3	10.2	12.5	13.6	16.0	22.7	553.2	3326.5	3702.1	3755.5
65°	7.4	9.3	10.4	11.6	14.1	20.4	464.8	3087.4	3497.2	3552.9
67.5°	6.5	8.1	9.3	10.4	12.7	18.0	342.3	2809.7	3262.0	3308.3
70°	5.8	7.2	8.3	9.3	11.1	15.3	207.7	2384.1	2936.8	2956.0
72.5°	5.6	6.5	7.6	8.3	9.7	13.4	105.2	1752.1	2347.8	2379.0
75°	4.9	5.8	6.9	7.4	8.6	11.6	42.8	1150.8	1701.4	1751.6
77.5°	3.9	5.3	6.2	6.7	7.4	9.5	21.7	735.4	1194.0	1226.4
80°	1.4	3.9	5.3	5.6	6.2	6.9	14.3	402.6	692.6	706.5
82.5°	0.0	2.5	4.2	3.9	4.4	5.3	9.3	191.5	457.2	462.3
85°	0.0	1.2	3.2	2.5	1.9	3.7	3.2	41.9	239.8	249.8
87.5°	0.0	0.0	0.2	1.2	0.9	1.4	0.5	0.2	21.7	27.5
90°	0.0	0.0	0.0	0.0	0.0	0.0	0.0	0.0	0.0	0.0

Signify Classified - Internal  
Cooper Lighting Solutions Photometric Lab  
1121 Highway 74 South  
Peachtree City, GA 30269

Scaled Data Report



Report Generated By 670245982

Signify Classified - Internal  
Cooper Lighting Solutions Photometric Lab  
1121 Highway 74 South  
Peachtree City, GA 30269

Scaled Data Report



Signify Classified - Internal  
Cooper Lighting Solutions Photometric Lab  
1121 Highway 74 South  
Peachtree City, GA 30269

Scaled Data Report



Signify Classified - Internal  
Cooper Lighting Solutions Photometric Lab  
1121 Highway 74 South  
Peachtree City, GA 30269

Scaled Data Report



Signify Classified - Internal  
Cooper Lighting Solutions Photometric Lab  
1121 Highway 74 South  
Peachtree City, GA 30269

Scaled Data Report



--- HS — SS

Signify Classified - Internal  
Cooper Lighting Solutions Photometric Lab  
1121 Highway 74 South  
Peachtree City, GA 30269

Scaled Data Report



u



Signify Classified - Internal  
Cooper Lighting Solutions Photometric Lab  
1121 Highway 74 South  
Peachtree City, GA 30269

Scaled Data Report



Signify Classified - Internal  
Cooper Lighting Solutions Photometric Lab  
1121 Highway 74 South  
Peachtree City, GA 30269

Scaled Data Report



Signify Classified - Internal  
Cooper Lighting Solutions Photometric Lab  
1121 Highway 74 South  
Peachtree City, GA 30269

Scaled Data Report



Signify Classified - Internal  
Cooper Lighting Solutions Photometric Lab  
1121 Highway 74 South  
Peachtree City, GA 30269

Scaled Data Report



(END OF REPORT)